Serrature con Scrocco Antiscasso

DIMENSIONI
DIMENSION

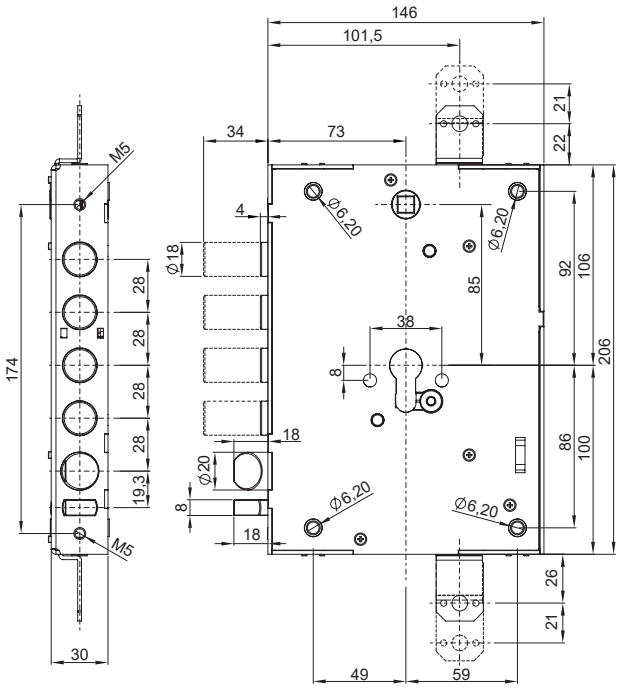

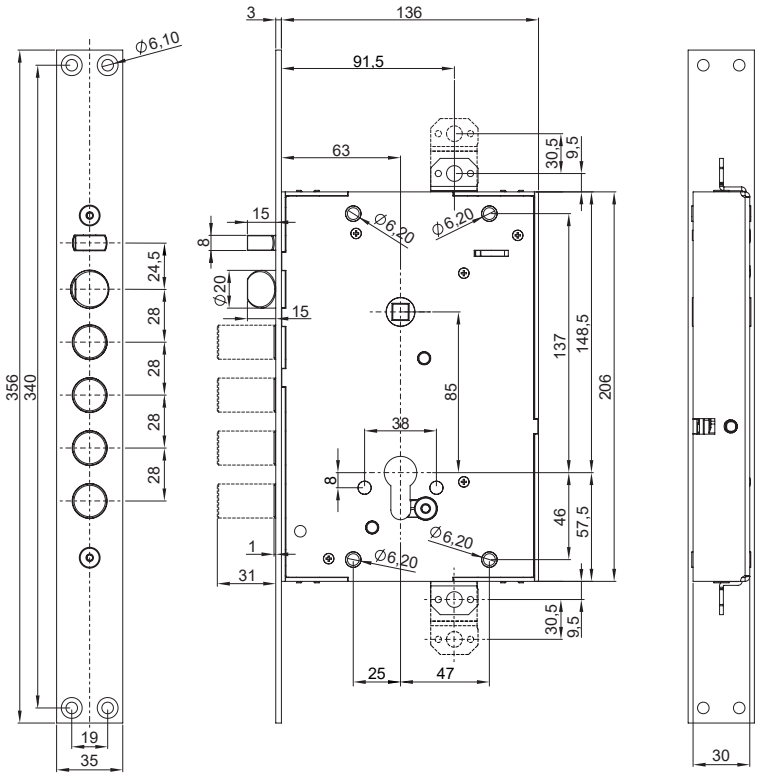

REVERSIBILITA' DELLO SCROCCO
LATCH REVERSIBILITY

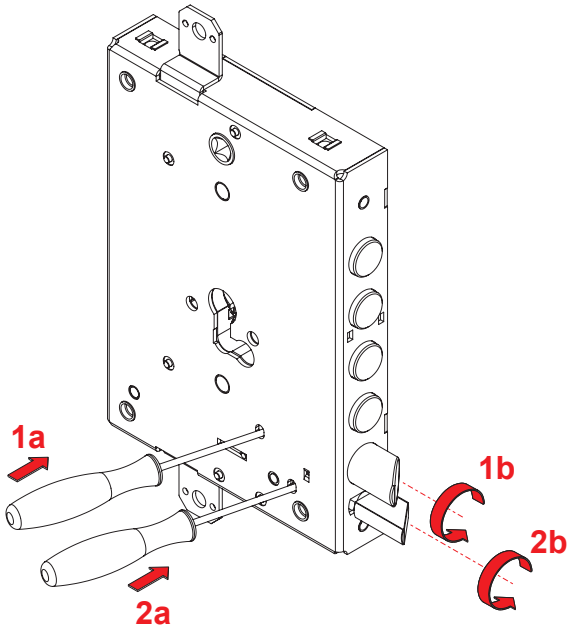

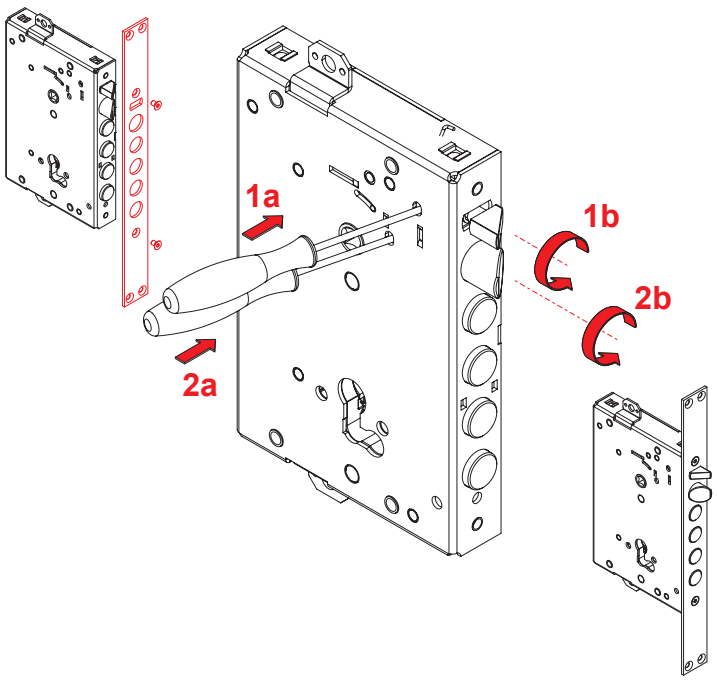

Le serrature Iseo sono realizzate utilizzando materiali resistenti e di qualità che consentono una minima manutenzione.
Una semplice pulizia ripetuta nel tempo migliora l'aspetto estetico e prolunga la "vita" del prodotto.

Iseo locks are made using materials resistant and quality that allow minimal maintenance.
A simple cleaning repeated over time improves the aesthetic aspect and prolong the "life" of the product.

60000664G0000

Iseo Serrature s.p.a.
Via San Girolamo 13
25055 Pisogne (BS)
Italy

Tel +39 0364 8821
Fax +39 0364 882263
iseo@iseo.com
www.iseo.com

FISSAGGIO CILINDRO
CYLINDER FIXING

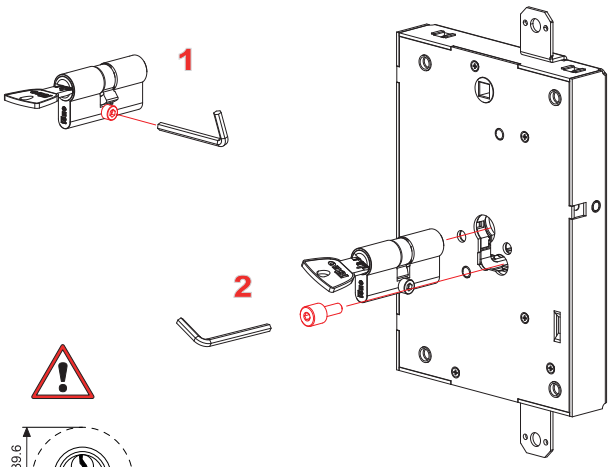

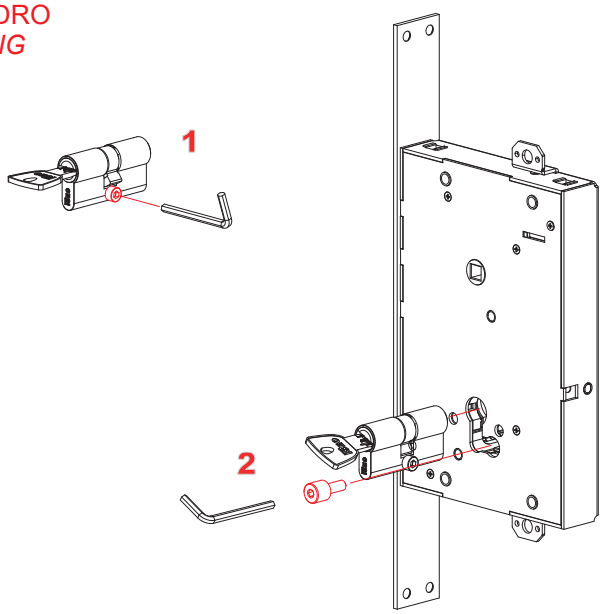

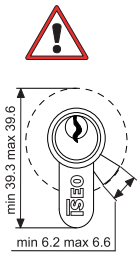

La serratura funziona correttamente utilizzando cilindri con camme a profilo unificato e corrispondenti alle dimensioni indicate sul disegno.
The lock works correctly when using cylinders with standardised profile cams of the size indicated in the above drawing.

FISSAGGIO ALLA PORTA
DOOR FIXING

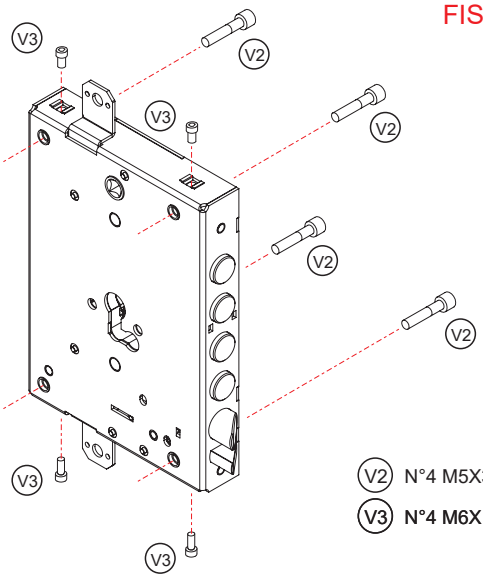

V2 N°4 M5X35

V3 N°4 M6X10

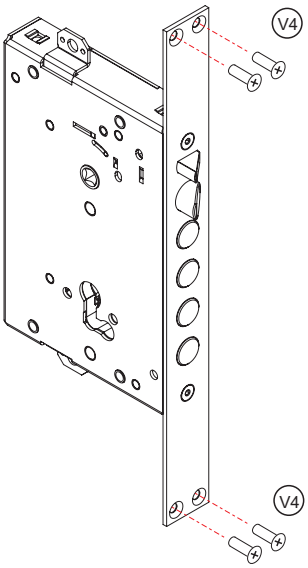

V4 N°4 Ø4.2X16

FISSAGGIO PROTEZIONE ESTERNA CILINDRO
EXTERNAL CYLINDER PROTECTION FIXING

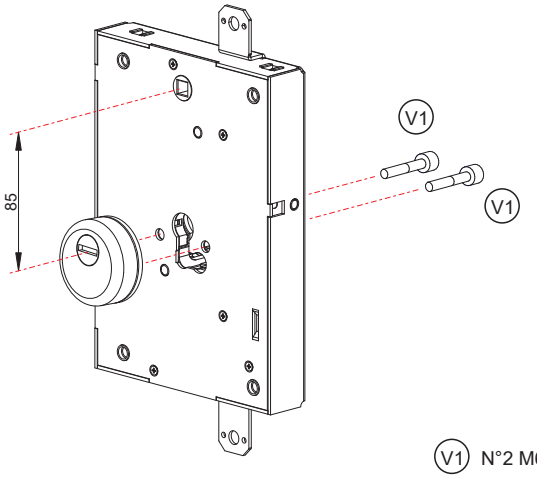

V1 N°2 M6X40

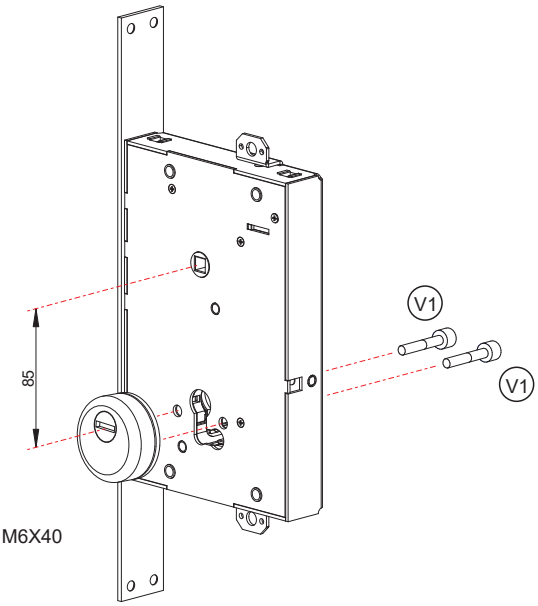

V1 N°2 M6X40

Eseguire foro da 50mm esclusivamente nel pannello esterno per l'istallazione della protezione esterna del cilindro
Make a 50mm diameter hole only in the external panel in order to install the external cylinder protection

POSIZIONAMENTO PER IL CORRETTO FUNZIONAMENTO DELL'AUTOBLOCCAGGIO
POSITIONING FOR CORRECT OPERATION OF THE SELF-LOCKING SYSTEM

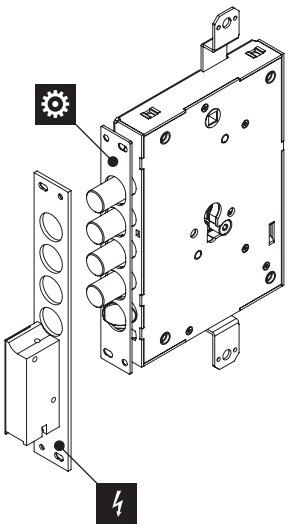

	Versione base *Basic version* (SP3)	Versione +10 *+10 versione* (SP13)
⚙	L= 4 - 13	L= 14 - 23
ϟ	L= 8 - 13	L= 18 - 23

	Versione base *Basic version* (SP3)	Versione +10 *+10 versione* (SP13)
⚙	L= 1 - 10	L= 11 - 20
ϟ	L= 5 - 10	L= 15 - 20

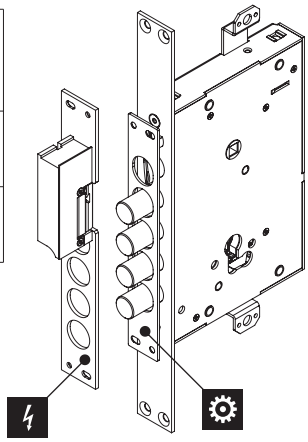

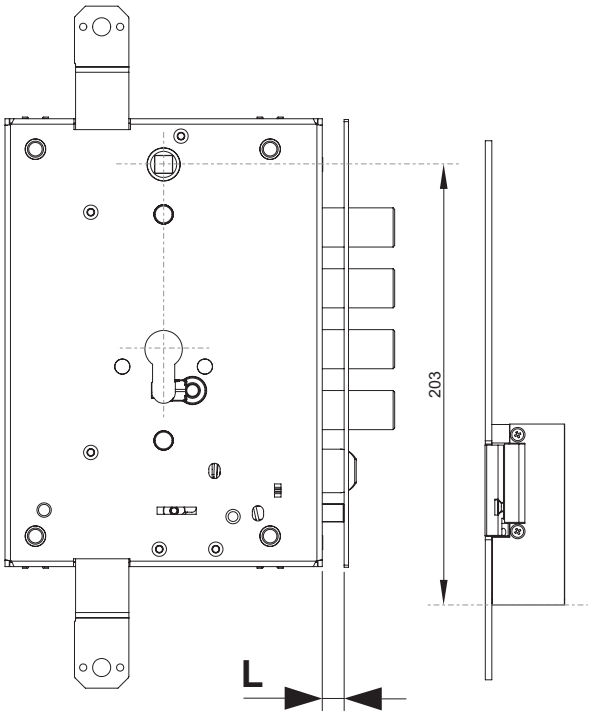

L = distanza tra la cassa della serratura e la contropiastra
L = distance between lock case and striking plate

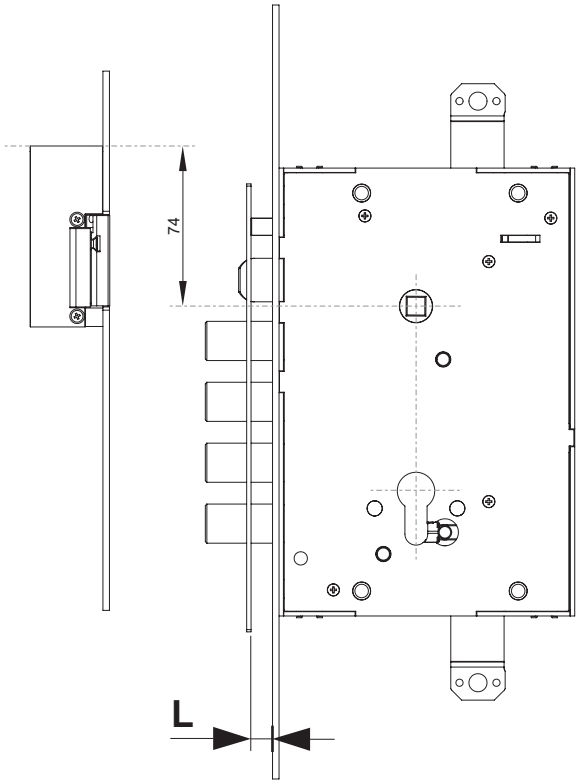

L = distanza tra il frontale della serratura e la contropiastra
L = distance between lock forend and striking plate

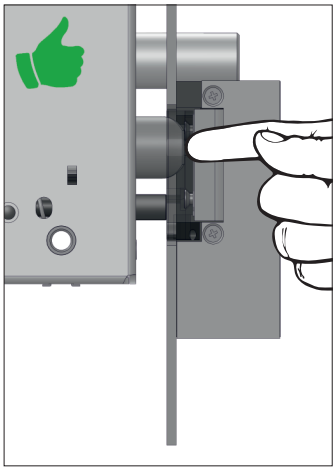

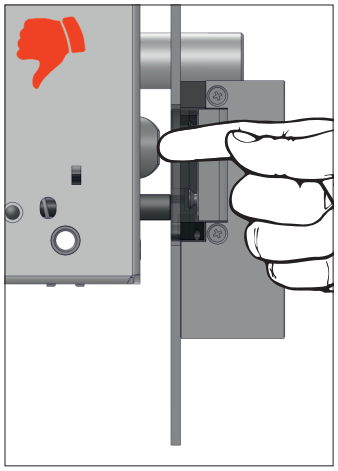

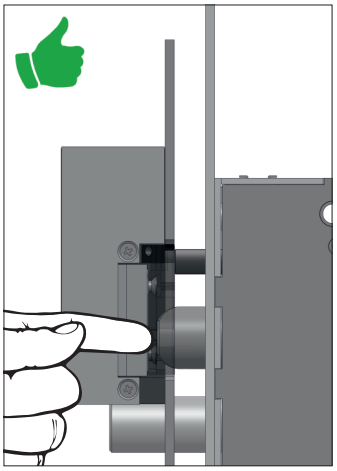

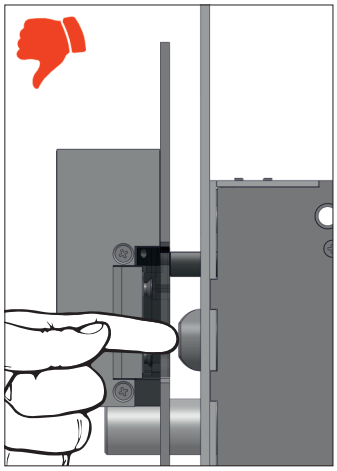

Con la porta chiusa (con triggler premuto) lo scrocco deve restare bloccato, ovvero spingendolo assialmente non deve più rientrare nella serratura.
When the door is closed (with triggler pressed) the latch must be locked, i.e. by pushing it axially it must no longer re-enter the lock.